

AFFILIATED SOCIETY

AUTUMN SHOW SCHEDULE

10 September 2011

2.30pm to 5pm

at the Abbots Langley Community Centre

Admission: £1
Members: free (on production of membership card)
Children: free (must be accompanied by an adult)

Price £1 if sold

THE ABBOTS LANGLEY GARDENING SOCIETY

(Founded circa 1860)

PRESIDENT:	Dr. Peter Tomson
CHAIRMAN:	Chris Bromwich
SECRETARY:	Jane Lay
TRADING SECRETARY:	Jeremy Foster
TREASURER:	Myles Darbyshire
COMMITTEE:	Jo Bromwich, Pat Colwell, Bryan Ellis, Kate Macnish, Yvonne Merry, John Merry, Sue North, David Sutherland.

TRADING DEPOT DETAILS

The Trading Depot opens for one hour from 9.00am to 10.00am every Saturday. It is run by the committee and volunteers from the membership. If you would like to volunteer please contact Pat Colwell Tel. 01923 443721 who will be pleased to add you to the depot rota.

Normally volunteers are only needed to help for 1 or 2 Saturdays per year. Without the help from our pool of volunteers, we could not offer this service every Saturday in the way that we do currently.

KEY DATES FOR 2011 (September to December)

10 September, **The Autumn Show**, Abbots Langley Community Centre.

15 September, Social Evening,

20 October, Social Evening, Life as a Park Ranger in Abbots Langley, Martin
Brookes.

17 November, Social Evening, The Work of Herts & Middx Wildlife Trust, Rob
Hopkins.

25 November, **7.30pm, Quiz Night in the Manor House.**

15 December, Social Evening.

Unless otherwise stated, all talks start at 8.00pm prompt, and will be held in the Manor House Sports Club. Further information and updates will be provided on our Website and Newsletters. **www.algs.org.uk**

For up to date details of trips and outings, look in the latest Newsletter, or on the website, or contact Kate Macnish (01923 265374) for more information.

AUTUMN SHOW 2011

CONTENTS	PAGE
The Committee, Trading Information, and Key Dates for 2011	2
Trophies	4
Dahlias and Roses	5&6
Other Flowering Plants,	6&7
Fruit	7
Vegetables	8&9
Wine and Beer, Art and Craft	10
Show Entry Form and completion notes	12&13
Photography and Decorative	15
Household	16
Household rules for exhibitors	16
Young Exhibitors	17&18
Judges	18
Dahlias group classifications	19-22
Rules and Regulations for Exhibitors	23
Prize winners in 2010	24

TROPHIES



Classes	For outstanding exhibits	For exhibitors gaining the most points
Dahlias 100-110	Charles Gentry Cup (donated by Mrs J Gentry 1996, in memory of Mr C Gentry past Secretary of the Society)	Drusilla Dennis Chalice (donated by Mrs D Dennis 2000)
Roses 111-119	Bert Cooper Cup (donated by Mrs J Cooper 1975)	Walter Ashby Rose Bowl (donated by Mrs Seabrook 1964 in memory of her father)
Other Flowers 120-149	Leon G Lay Cup (donated by Mr L G Lay 2002)	Jane Lay Chalice (donated by Mrs D J Lay 2000)
Fruit 150-159	Norman Cup (donated by Mr R Norman 1951)	For Fruit & Vegetables Kitchingman Trophy (donated by Mrs M Kitchingham 1981)
Vegetables 160-199	John Peaty Cup (donated by Cllr. J Peaty, ALPC Chairman 1999)	
Wine & Beer 200-209	Ron Brothers Memorial Chalice (donated by Mrs E Brothers 1990 in memory of Ron Brothers past Secretary and President of the Society)	A Cup
Art & Crafts 210-218	Nelly Falconer Cup (donated by Mrs N Falconer 1953)	A Cup
Photography 219-229	Valerie Beattie Cup (donated by Mrs V Beattie in 2006)	
Decorative 230-239	Silver Cup	Henderson Cup (donated by Mrs Crownshaw 1967)
Household 240-269	Bert Crownshaw Cup (donated by Mrs Crownshaw 1952)	Doreen Higgs Cup (donated to the Society by Mrs Higgs in 2004)
Young Exhibitors 270-289	Barry Highland Cup (donated by Cllr. B Highland, ALPC Chairman 2001)	Trophy (ages 4-7) Trophy (ages 8-12)

The Stewart Challenge Plate

Will be awarded to the family scoring the highest number of points (donated by Cllr Charles Stewart TRDC Chairman 1985)

Dahlia and Rose Classes (100-119 inclusive)

Note: Please ensure your exhibit is in the correct class. Name of variety to be stated if known. To ensure consistency, "bikini" vases are provided and must be used by exhibitors. The use of moss or "Oasis" for keeping stems in place is strongly recommended.

For illustrations of group classifications and formation for Dahlias, see pages 15 – 18

Dahlias

- 100 Cactus, semi-cactus or decorative, Giant** (Groups 5, 8, 9)
over 260mm (10.25") diameter
one or more varieties,
3 vases, 1 bloom in each vase
- 101 Cactus or semi-cactus, large**
(Groups 8, 9) up to 260mm (10.25")
diameter one or more varieties,
1 vase, 3 blooms
- 102 Cactus or semi-cactus, medium**
(Groups 8, 9) up to 220mm (8.75")
diameter, one or more varieties,
1 vase, 3 blooms
- 103 Cactus or semi-cactus, small or Miniature** (Groups 8, 9)
up to 170mm (6.75") diameter,
one or more varieties,
1 vase, 3 blooms
- 104 Decorative, large** (Group 5)
up to 260mm (10.25") diameter,
one or more varieties,
1 vase, 3 blooms
- 105 Decorative, medium** (Group 5)
up to 220mm (8.75") diameter, one
or more varieties,
1 vase, 3 blooms
- 106 Decorative, small or miniature**
(Group 4, 5)
(N.B. this includes water lily)
up to 170mm (6.75") diameter,
one or more varieties,
1 vase, 3 blooms
- 107 Ball, small or miniature** (Group 6)
up to 170mm (6.75") diameter,
one or more varieties,
1 vase, 3 blooms
- 108 Miniature and miniature ball**
(Group 6)
not exceeding 115mm (4.5")
1 vase, 3 blooms
- 109 Pompon** (Group 7)
up to 52mm (2.04") diameter,
one or more varieties,
1 vase, 3 blooms
- 110 Other** (Groups 1, 2, 3, 10-13)
1 vase, 3 blooms, 1 variety



Roses

111 Hybrid Tea

more than one variety,
1 vase, 3 blooms

112 Hybrid Tea

one variety,
1 vase, 3 blooms

113 Hybrid Tea

specimen bloom, no foliage
(to be shown on card supplied)

114 Miniature

to be grown in container,
one plant

115 Floribunda

one or more varieties
1 vase, 3 sprays

116 Hips

one variety
1 vase, 3 sprays

117 Any type

to be judged for perfume
1 vase, 1 bloom

(118-119 not used)

Other Flowers and Plants Classes (120–149 inclusive)

120 Chrysanthemums

one or more varieties, 1 vase, 3 blooms

121 Chrysanthemums

one or more varieties, 1 vase, 3 sprays

122 Perennial asters

(including Michaelmas Daisies), one or
more varieties, 1 vase, 3 stems

123 Herbaceous perennial

(except Michaelmas Daisies), one variety,
1 vase, 3 stems

124 Pansy flower heads

six different, mounted on A4 size card

125 Annual asters

one or more varieties, 1 vase, 6 blooms

126 Annual (except asters)

one variety, 1 vase, 5 stems

127 Annuals (except asters)

one each of three distinct kinds,
1 vase, 3 stems

128 Gladioli

one or more varieties, 1 vase, 3 stems

129 Carnations

one or more varieties, 1 vase, 3 stems

130 Fuchsia flower heads

six different, mounted on A4 size card

131 One fuchsia, in a pot

132 One Lily

perennial, 1 variety, 1 vase, 1 stem

133 One cactus or succulent

in a pot

134 Flowering plant

for house, conservatory or
greenhouse

135 One foliage pot plant

136 Lilies, in a pot

Other Flowers and Plants Classes, continued

137 Flowering shrub
one variety, 1 vase, 3 sprays

138 Hydrangea
one variety, 1 vase, 3 heads

139 Sweet Peas
12 stems, mixed varieties

140 Mixed vase of garden flowers
as many as you can put in a vase. Minimum of 6 kinds (named if known), not judged as a flower arrangement, but on quality of each bloom

(141-149 not used)

All pots used to exhibit potted plants must be plain and must not exceed 260 mm (10.25") in diameter, unless otherwise stated. For exhibits in vases, bikini vases (supplied) must be used.

Fruit Classes (150–159 inclusive)

Name of variety to be stated if known

150 Three apples, cooking
one variety

151 Three apples, dessert
one variety, not exceeding 70mm in diameter

152 Three pears
one variety

153 A plate of twelve soft fruit
one variety, any kind, with stalks

154 A plate of twelve stone fruit
one variety, any kind, with stalks

155 A plate of grapes
one variety, one bunch, any colour

156 A collection of four kinds of fruit
one variety, any kind. Quantities as above, but minimum of two. Maximum points awarded for each fruit as shown below*.

(157-159 not used)

Paper plates will be provided where required

*Maximum points awarded for each fruit as follows:

20. Apples (dessert), Grapes (greenhouse), Melons, Nectarines, Peaches, Pears (dessert), Pineapples.
16. Apples (cooking), Citrus fruits, Grapes (outdoors), Plums (dessert), Strawberries.
12. Cherries (sweet and sour), Black Currents, Figs, Gooseberries, Kiwi Fruits, Plums (cooking), Raspberries.
8. Blackberries, Blueberries, Bullaces, Red Currents, Damsons, Hybrid Berries (e.g. Loganberries, Tayberries), Quinces, Nuts (including Walnuts).
5. Medlars

Vegetable Classes (160–199 inclusive) (Please note: all exhibits to be in a clean condition, name of variety to be stated if known)

- 160*** **Six onions**
one variety, grown from seed in the current season
- 161*** **Six white onions**
one variety, grown from sets
- 162*** **Six red onions**
one variety, grown from sets
- 163*** **Three garlic**
one variety, on a plate
- 164** **Six exhibition shallots**
one variety, to be shown in sand on a plate
- 165** **Three beetroots**
one variety, with about 75mm of leaf stalk
- 166** **Three carrots, stump rooted**
one variety, with about 75mm of leaf stalk
- 167** **One orange pumpkin**
- 168** **Six potatoes**
one variety
- 169** **One lettuce**
with roots
- 170** **One cabbage**
round or pointed with about 75mm of stalk
- 171** **One cauliflower**
with about 75mm of stalk
- 172** **Six tomatoes, greenhouse**
one variety, with calyx, on a plate
- 173** **Six tomatoes, outdoor**
one variety, with calyx, on a plate
- 174** **One truss of tomatoes**
one variety, at least one ripe
- 175** **One truss of “cherry” type tomatoes**
one variety, at least one ripe
- 176** **One marrow**
fit for the table (as a guide about 300mm long or 380mm in circumference for a round type)
- 177** **Three leeks,**
one variety, with roots
- 178** **Nine runner beans,**
one variety
- 179** **Nine French beans**
one variety
- 180** **Two cucumbers, greenhouse,**
one variety
- 181** **Two cucumbers, outdoor,**
one variety
- 182** **Two peppers,**
one variety
- 183** **Four courgettes,**
one variety
- 184** **Two corn on the cob**
peeled back to reveal corn
- 185** **Six leaves of chard**
- 186** **An interestingly shaped vegetable**
- *Must be mounted on cardboard or small plastic piping. Paper plates will be provided as required

Vegetable Classes, continued

187 Longest runner bean

188 Heaviest marrow

189 Heaviest onion

190 Any kind of vegetable,
not stated previously

191 A collection of any four kinds of vegetables

One variety of any kind. Quantities as above,
but minimum of two. Maximum points awarded
for each vegetable is shown below*



(192-199 not used)

* Maximum points awarded for each vegetable as follows:

20 Cauliflowers, incl. white heading Broccoli, Carrots (long), Celery (trench), Leeks, Onions (over 8oz), Parsnip, Potatoes, Peas, Tomatoes.

18 Aubergines, Carrots (other than long), Scarlet Runner Beans, Cucumbers, Beetroot (long), Celery (other), Okra, Shallots (exhibition).

16 Tomatoes (beefsteak).


15 Artichokes, Asparagus, Broad Beans, Dwarf French Beans, Climbing Beans (except Scarlet Runners), Beetroot (round), Broccoli, sprouting, and colour headed, Brussels Sprouts, Cabbage (Chinese, green, red, savoy), Capsicums, Celeriac, Chicory, Cucumber (outdoor), Endive, Fennel, Lettuce, Marrows, Mushrooms, Onions (under 8oz), Rhubarb (forced), Scorzonera, Swede, Sweet Corn, Turnips.

12 Garlic, Kales, Rhubarb (natural), Shallots (pickling), Spinach.

10 Courgettes, Cress, Watercress, Lettuce (leaf), Onions (salad, pickling), Radishes, Pumpkin, Chives,

5 Herbs.

Wine and Beer Classes (200– 209 inclusive)



200 Aperitif wine

201 Red wine
dry

202 Red wine
sweet

203 White wine
dry

**204 White or
“Golden” wine, sweet**

205 Rosé wine

206 Liqueur

207 Beer or Lager

(208 & 209 not used)

Wine and Beer Rules

1. All bottles must be polished prior to exhibiting i.e. no dirty marks or smears on the glass.
2. Up to three different entries in each class may be entered by one member but separate entry forms must be used.
3. Wines can be of any age and may be made from a kit.
4. Wines must be exhibited in clear, colourless bottles. The bottle should have a punted bottom.
5. Corks must be flanged (“T” shaped)
6. Labels will be provided – do not use other wine labels for showing. The labels must show the Exhibit number and Class number.
7. Liqueurs to be made by natural fruit process and spirit.

Art and Craft Classes (210–229 inclusive)

The exhibitor’s (i.e. the originator’s) name must be covered if shown on the exhibit

210 An exhibit
using fabrics

211 An exhibit
using threads

212 Painting
in oil, any subject

213 Painting
in water colour, any subject

214 A soft toy
no larger than H60cm x W60cm x D60cm

215 A wooden toy
no larger than H60cm x W60cm x D60cm,
must be predominately made from wood

216 Design a Computer Generated Poster
to advertise the Abbots Langley Gardening
Society Autumn Show on 8 September 2012

www.algs.org.uk

The 2011 Autumn Show Entry Form

Initials & Surname Mr/Mrs/Miss/Ms/other).....
 If Young Exhibitor (up to age 12), first name..... age

Family Name (used to determine family achieving the most points).....
 Membership Number (refer to membership card).....
 Address.
 Telephone Number.....e-mail.....

Dahlias	100 101 102 103 104 105 106 107 108 109 110
Roses	111 112 113 114 115 116 117
Other Flowers & Plants	120 121 122 123 124 125 126 127 128 129
	130 131 132 133 134 135 136 137 138 139 140
Fruit	150 151 152 153 154 155 156
Vegetables	160 161 162 163 164 165 166 167 168 169 170
	171 172 173 174 175 176 177 178 179 180
	181 182 183 184 185 186 187 188 189 190 191
Wine & Beer	200 201 202 203 204 205 206 207
Art & Craft	210 211 212 213 214 215 216
Photography	219 220 221 222 223 224 225 226 227 228
Decorative	230 231
Household	240 241 242 243 244 245 246 247 248 249
	250 251 252 253 254 255 256 257 258 259
Young Exhibitor Ages 4-7	270 271 272 273 274 275 276 277
	278 279 280 281 282 283 284 285 286

Total number of entries.....Fee enclosed £ - p.

Fees applicable to all Classes (except for Young Exhibitor), @ 25p each for the first 20 entries, then further entries are free.

After completion, please put this form, with the correct money, by the deadline, in the box provided in the Secretary's porch, see page 23.

Tick box if you would like to donate any of your exhibits to the plant sale

See notes overleaf on how to complete this form

Notes for completing the 2011 Autumn Show Entry Form

- 1 Please use a separate Entry Form for each exhibitor.
- 2 If you need additional Entry Forms, they are available from our website: www.algs.org.uk, or from the Depot on Saturday mornings between 9.00 am. and 10.00 am.
- 3 Please delete/insert title (Mr, Mrs, Ms, and Miss etc.) as appropriate.
- 4 Circle each class item to be entered e.g. 3 (4) 5
- 5 Please ensure that Entry Forms for Young Exhibitors have their first or familiar name, instead of using initials, and please enter their age. *Please ensure that they enter in the correct class/age group.*
- 6 All entries for Young Exhibitors' (i.e. those aged between 4 and 12, who are either the child or grandchild of a fully paid up member) are free, **except** if they enter the adult classes. Also young people aged 13 or over, may enter the adult classes, where the normal entry fee will be required. ***Please encourage your children to take part. Each young entrant will receive a small prize, simply by entering.***
- 7 Completed Entry Forms together with the fees may be handed to the Secretary up to and including the last Wednesday prior to the Show.
- 8 Minor alterations to Entry Forms already submitted may be accepted on the Show day, at the discretion of the Committee, whose decision is final. **No late entrants will be admitted.**
- 9 Remember to check the Rules and the Regulations for Exhibitors set out in each class and on page 23.
- 10 Large print versions of this Show Guide are available on request from the Secretary.

N.B. The last opportunity to hand in the Show Entry Form to the Secretary will be on the last Wednesday prior to the Show.

Autumn Plant Sale

As usual, there will be a sale of plants donated by members on the day of the show (in addition to some of the exhibits). So please bring a contribution if possible.

www.algs.org.uk

Photography

219 Sunrise or Sunset over Abbots Langley

220 On the canal or waterway

221 A woodland scene

222 At the carnival or fairground

223 A flower in close up

224 Its a Bugs Life!

225 A digital photograph imaginatively manipulated

226 Pyrotechnics

227 Fish face!

228 A photograph in monochrome

Note: Photographs must be 7" x 5", and not mounted. Photographs may be taken using digital cameras or film, judging will be based on the quality of their composition, and focus.



229 not used

Decorative Classes (230–239 inclusive)

These exhibits may include accessories, as explained below. See also helpful tips on preparing interpretive arrangements on page 12

230 “**Winter Flora**” - An exhibit of dried and/or preserved plant material.
300mmx300mm x height unlimited

231 “**Harvest**” - An exhibit to include fruit and/or vegetables.
500mm-500mm x height unlimited

(232-239 not used)

Decorative Notes:


Flowers and foliage from any source are permitted. Any container may be used unless otherwise stated. Plant material must predominate.

Please double check your measurements before leaving your exhibit to be judged.

Household Classes (240–269 inclusive)

- | | |
|--|---|
| 240 A jar of jam | 252 A Victoria sandwich cake |
| 241 A jar of marmalade | 253 Six rock cakes |
| 242 A jar of chutney
at least 2 months old | 254 Six fruit scones |
| 243 A jar of fruit jelly | 255 St.Clement's cake |
| 244 A jar of pickled vegetable
any variety, single or mixed | 256 Broccoli and stilton quiche |
| 245 A pizza
nine inches in diameter | 257 Banana and walnut tea bread |
| 246 A fruit pie
with a short crust pastry top &
bottom | 258 A white plaited loaf of bread
made with yeast* |
| 247 A Bakewell tart | 259 A wholemeal plaited loaf of
bread made with yeast* |
| 248 A carrot cake | |
| 249 Sticky gingerbread | |
| 250 Four Cornish pasties | |
| 251 A fruit cake | (260-269 not used) |

* Not to be made using a bread machine. A recipe must be provided.



Rules for Household classes.

1. Each entry in classes 240 to 244 inclusive, must be labelled, and made by the Exhibitor in 2010/2011 **except** class 242, which may be of any age over 2 months old.
2. For classes 245, 246, 258 and 259, you must put your own recipe with the exhibits for judging.
3. **All Exhibitors entering classes 247 to 257 inclusive, must use the recipes provided. These may be either downloaded from our website: www.algs.org.uk, or collected from the Depot, or from the Secretary's porch.**

Rules for Household classes continued.

3. Exhibits must be placed on paper plates, which will be provided.
4. Metal lids may be used instead of cellophane but must be neatly painted over to obscure the maker's name and other maker's markings.
5. Plain glass 450g jars **must be used**, preferably filled to the top. The use of other types of jar e.g. "Roses" type jars, is not permitted.
6. Jam jar lids must not be rusty and glass should be clean and polished. The use of wax seals is recommended.
7. Metal rings must be taken off bottled fruit.
8. Exhibits must not be shown warm or frozen inside.
- 9. Please note that many exhibits must be made to recipes provided at the depot/website. See rule 2 above.**

Young Exhibitor Classes (270- 289) inclusive

Classes for Ages 4 to 7

- 270 The largest sunflower head** (diameter)
- 271 Cress grown in an eggshell head**, painted or crayoned
- 272 Colouring competition**, picture to be collected from the depot.
- 273 Design a computer generated poster** to advertise the Abbots Langley Gardening Society Autumn Show on 8 September 2012.
- 274 Miniature garden** staged in a plastic seed tray (approx. 240mm x 370mm)
- 275 Photograph** (colour or black & white) of garden or bird life
- 276 Photograph** of an unusual vegetable

Note: Photographs must be 7" x 5", and must not be mounted. Photographs may be taken using digital cameras or film, judging will be based on the quality of their composition, and focus.

- 277 Six fairy cakes**

Young Exhibitor Classes continued

Classes for Ages 8 to 12

278 The largest sunflower head (diameter)

279 The biggest Pumpkin

280 Colouring competition, picture to be collected from the depot

281 Design a computer generated poster to advertise the Abbots Langley Gardening Society Autumn Show on 8 September 2011.

282 Miniature garden staged in a plastic seed tray (approx. 240mm x 370mm)

283 Photograph (colour or black & white) of garden or bird life

284 Photograph of an unusual vegetable

Note: Photographs must be 7" x 5", and must not be mounted. Photographs may be taken using digital cameras or film, judging will be based on the quality of their composition, and focus.

285 Five Ginger Bread Popstars

286 Two Toffee Apples

(287 – 289 not used)

Autumn Show Judges 2011 (provisional)

Flowers, vegetables and fruit

Wine and Beer

Art and Craft

Photography

Decorative

Household

Clare Gill

Mrs V Beattie

Mrs C Hughes

Mrs V Beattie

Valerie Webster & Joyce Gray

DAHLIAS – GROUP CLASSIFICATION AND FORMATION



Group 1 Single flowered

Single Dahlias have blooms with a single outer ring of florets, which may overlap, the centre forming a disc.



Group 2 Anemone flowered

Anemone flowered dahlias have blooms with one or more outer rings of generally flattened ray florets surrounding a dense group of tubular florets, and showing no disc.



Group 3 Collerette

Collerette dahlias have blooms with a single outer ring of generally flat ray florets, which may overlap, with a ring of small florets (The Collar) the centre forming disc.



Group 4 Waterlily

Waterlily dahlias have fully double blooms characterised by broad and generally sparse ray florets, which are straight or slightly involute along their length giving the flower a shallow appearance. The depth should be less than half the diameter of the bloom.



Group 5 Decorative

Decorative dahlias have fully double blooms showing no disc. The ray florets are either involute, scarcely involute, not involute, or revolute at apex and either come to a point, abruptly come to point, or indented.



Group 6 Ball


Ball dahlias have fully double blooms showing no disc, ball shaped or slightly flattened. The ray florets are displayed in spiral arrangement and are involute and round at the apex.

Group 7 Pompon




Pompon dahlias have fully double spherical blooms of miniature size, with florets largely involute along their length (longitudinal axis).

Group 8 Cactus



Cactus dahlias have fully double blooms, the ray florets are usually pointed, the majority narrow and revolute for 50% or more of their length (longitudinal axis) and either straight or incurving.

Group 9 Semi- Cactus



Semi-Cactus dahlias have fully double blooms; the ray florets are usually pointed and revolute for more than 25% of their length and broad at the base and either straight or incurving.

Group 10 Miscellaneous



Any dahlias which do not fall into Groups 1-9 inclusive and Group 11, 12, & 13 e.g. Thistle Dahlias etc..

Group 11 Fimbriated



Fimbriated dahlias have blooms where ray florets should be evenly split, or notched into two or more divisions, uniformly throughout the bloom to create a fringed overall effect. The petals may be flat, involute, straight, incurving, or twisted.

Group 12 Single Orchid (star)



Star or Single Orchid dahlias have blooms with single outer ring florets surrounding disc. Ray florets are uniformly either involute or revolute.

Group 13 Double Orchid



Double Orchid dahlias have fully double blooms showing no disc that have triangular centres. Ray florets are narrowly lanceolate and either involute or revolute.

Rules and Regulations for Exhibitors

1. Entries are confined to the named member as shown on the membership card, except where otherwise stated.
2. All exhibits shall be from plants which have been grown by the exhibitor for at least two months immediately preceding the show, unless otherwise stated. The Committee reserves the right to inspect the gardens or plot of any exhibitor.
3. STAGING- All exhibits must be staged between 7.30am and 9.45am on the day of the show. No exhibits will be allowed in after these times, and the Hall will be cleared by 10am to enable the judging to commence. Cups and prizes will be presented and the raffle drawn at approximately 4.00pm, after which time all exhibits will be removed.
4. The Committee cannot accept responsibility for plates, dishes, and vases etc., provided by the exhibitor. A selection of vases will be available on the morning of the show. To ensure consistency, all exhibitors must use the "bikini type" vases supplied for the "Cut Flowers", "Dahlias", "Roses", and "Other Flowers and Plants Classes", unless otherwise stated.
5. Only one exhibit will be permitted in any class from any one member, except for the Wine Classes
6. It is the responsibility of the exhibitor to stage their own entries. An exhibitor may request the general assistance of a Show Steward, but it is not the responsibility of a Show Steward to actually stage an entry for the exhibitor.
7. Judges will be appointed by the Committee and their decisions will be in accordance with Royal National Rose Society, Royal Horticultural Society, 1996 National Association of Flower Arranging Societies Handbook of Schedule Definitions, National Federation of Women's Institutes, National Dahlia Society and National Chrysanthemum Society rules, and the RHS Narcissus and Daffodil rules. *(a copy of the R.H.S. Handbook is available for consultation from the trading depot, or at the Henderson Hall on the day of the Show, from the Secretary).*
8. The judge's decision will be final.
9. Judges shall have the right to reduce or withhold awards according to the standard or number of exhibits in the classes.
10. Only show stewards appointed by the Committee will be permitted to enter the showroom during the judging of the exhibits.
11. The holder of a trophy will keep their award safely in their possession. The Society has insurance cover for the trophies and if stolen, lost or damaged, the Secretary must be informed immediately. If the holder moves out of the district, the holder must inform the Secretary to arrange for the return of the trophy prior to moving.

PLEASE NOTE: THE TROPHIES WILL BE HELD BY THE RESPECTIVE WINNERS FOR THE ENSUING YEAR AND MUST BE RETURNED TO THE SECRETARY, MRS JANE LAY, BY 25 AUGUST.

PLEASE ALSO NOTE: Young exhibitors may enter adult classes, but the normal entry fee is then payable. A young exhibitor is defined as a child or grandchild, aged between 4 and 12 years, of a fully paid up member of the Society.

***** Entry forms** and fees must be put in the box provided in the Secretary's porch at:

The Gleanings
Marlin Square
Abbots Langley
WD5 0EG tel. 01923 447281

Entry forms will be received by the Secretary, Mrs Jane Lay, up to 8pm on the last Wednesday prior to the show, accompanied by the fee (which is 25p per entry for the first 20 entries, free thereafter).

ABBOTS LANGLEY GARDENING SOCIETY AUTUMN SHOW
PRIZEWINNERS 2010

FOR BEST IN SHOW

DAHLIAS	Gentry Cup	Leon Lay
ROSES	Bert Cooper Cup	Mrs Jane Lay
FLOWERS	Leon G Lay Trophy	Mrs Doreen Higgs
FRUIT	Norman Cup	Mrs Jo Bromwich
VEGETABLES	John Peatey Cup	Les Clark
WINE/BEER	Ron Brothers Memorial Chalice	Mrs Jane Lay
ART/CRAFTS	Faulconer Vase	Mrs Lynda Sutherland
DECORATIVE	Silver cup	Mrs Lynda Sutherland
HOUSEHOLD	Crownshaw Cup	Ms Olive Dolland
YOUNG EXHIBITORS	Barry Highland Cup	Sophie Hudson
PHOTOGRAPHY	Val Beattie Cup	Leon Lay

FOR EXHIBITORS GAINING THE MOST POINTS

DAHLIAS	Drusilla Dennis Chalice	Leon Lay
ROSES	Walter Ashby Rose Bowl	Mrs Jane Lay
FLOWERS	Jane Lay Chalice	Leon Lay
FRUIT/VEGETABLES	Kitchingman Trophy	Roger Silvester
WINE/BEER	Silver Cup	Mrs Jane Lay
ART/CRAFTS/PHOTOGRAPHY	Silver Cup	Mrs Lynda Sutherland
DECORATIVE	Henderson Cup	Mrs Lynda Sutherland & Mrs Dorreen Higgs
HOUSEHOLD	Doreen Higgs Cup	Mrs Doreen Higgs
YOUNG EXHIBITOR, 4-7yrs,	Silver Cup	Sophie Hudson
YOUNG EXHIBITOR, 8-12yrs,	Silver Cup	Martin Hudson

STEWART CHALLENGE PLATE, (awarded to family who gain the most points overall)

The Lay Family