



AFFILIATED SOCIETY

AUTUMN SHOW SCHEDULE

8 September 2018

2.30pm to 5pm

Abbots Langley Community Centre

Admission: £1
Members: free (on production of membership card)
Children: free (must be accompanied by an adult)

Price 50p if sold

THE ABBOTS LANGLEY GARDENING SOCIETY

(Founded circa 1860)

YOUR COMMITTEE:

PRESIDENT:	Lady Bella Stuart-Smith
CHAIRMAN:	Chris Bromwich
SECRETARY:	Jane Lay
TRADING SECRETARY:	Joe Johnston
TREASURER:	Sandra Higgins
COMMITTEE:	Adrienne & Peter Barnes, Jo Bromwich, Pam Cotton, Yvonne & John Merry, Sue North, David Sutherland

TRADING DEPOT DETAILS

The Trading Depot opens for one hour from 9.00am to 10.00am every Saturday. It is run by the committee and volunteers from the membership. If you would like to volunteer please contact Sue North who will be pleased to add your name to the depot rota. (contactus@algs.org.uk)

Normally volunteers are only needed to help for 1 or 2 Saturdays per year, but without your help we could not offer this service every Saturday.

KEY DATES FOR 2018 (June to December, some speakers to be confirmed)

8 September, 2.30pm, **The Autumn Show**, Abbots Langley Community Centre.

20 September, Social Evening and talk by Sandy Leong, The History of Tea.

18 October, Social Evening and talk by Kerrie Lloyd-Dawson, planting for year round colour

9 November, **7.30pm**, Autumn **Quiz Night**

15 November, Social Evening and talk Darren Lerigo, Diluted (how to use water in the garden?)

20 December, Christmas "Sparkle" Social Evening

Unless otherwise stated, all talks start at 8.00pm prompt, and will be held in the Manor House Sports Club. Further information and updates will be provided on our Website and Newsletters. www.algs.org.uk

TRAVEL CLUB For details of all our trips and outings, check out the latest Newsletter, or look on our website, or email Adrienne Barnes, barnesadrienne@aol.com for the latest information.

TROPHIES



Classes	For outstanding exhibits	For exhibitors gaining the most points
Dahlias 100-112	Charles Gentry Cup (donated by Mrs J Gentry 1996, in memory of Mr C Gentry past Secretary of the Society)	Drusilla Dennis Chalice (donated by Mrs D Dennis 2000)
Roses 113-120	Bert Cooper Cup (donated by Mrs J Cooper 1975)	Walter Ashby Rose Bowl (donated by Mrs Seabrook 1964 in memory of her father)
Other Flowers 121-149	The Tomson Vase (donated by Peter Tomson 2014)	Jane Lay Chalice (donated by Mrs D J Lay 2000)
Fruit 150-159	Norman Cup (donated by Mr R Norman 1951)	Kitchingman Trophy (donated by Mrs M Kitchingham 1981)
Vegetables 160-199	Leon G Lay Cup (donated by Mr L G Lay 2002)	John Peaty Cup (donated by Cllr. J Peaty, ALPC Chairman 1999)
The Potato Challenge 196	/	The Henderson Cup (Donated by Mrs Crownshaw in 1967)
Wine & Beer 200-209	Ron Brothers Memorial Chalice (donated by Mrs E Brothers 1990 in memory of Ron Brothers past Secretary and President of the Society)	A Glass Decanter
Art & Crafts 210-220	The Anne Flanders Chalice, Donated by Anne Flanders in 2018	Nelly Falconer Cup (donated by Mrs N Falconer 1953)
Photography 221-239	Valerie Beattie Cup (donated by Mrs V Beattie in 2006)	Kathleen Hare Trophy (donated by Yvonne Merry 2014)
Household 240-269	Bert Crownshaw Cup (donated by Mrs Crownshaw 1952)	Doreen Higgs Cup (donated to the Society by Mrs Higgs in 2004)
Young Exhibitors 270-289	Barry Highland Cup (donated by Cllr. B Highland, ALPC Chairman 2001)	A Cup (ages 4-7) A Cup (ages 8-12)
Children's Potato Challenge 284 (all ages 4 to 12)	/	A Small trophy

The Stewart Challenge Plate

Will be awarded to the family scoring the highest number of points (donated by Cllr Charles Stewart TRDC Chairman 1985)

Dahlia and Rose Classes (100-120 inclusive)

Note: Please ensure your exhibit is in the correct class. Name of variety to be stated if known. To ensure consistency, "bikini" vases are provided and must be used by exhibitors. The use of moss or "Oasis" for keeping stems in place is strongly recommended.

For illustrations of group classifications and formation for Dahlias, see pages 16 – 18

Dahlias

100 Cactus, semi-cactus or decorative, Giant

(Groups 5, 8, 9)
over 250mm diameter
one or more varieties,
3 vases, 1 bloom in each vase



101 Cactus or semi-cactus, large

(Groups 8, 9) 200mm to 250mm diameter one or more varieties,
1 vase, 3 blooms

102 Cactus or semi-cactus, medium

(Groups 8, 9) 150mm to 200mm diameter, one or more varieties,
1 vase, 3 blooms

103 Cactus or semi-cactus, small

(Groups 8, 9)
100mm to 150mm diameter,
one or more varieties,
1 vase, 3 blooms

104 Decorative, large (Group 5)

200mm to 250mm diameter,
one or more varieties,
1 vase, 3 blooms

105 Decorative, medium (Group 5)

150mm to 200mm diameter, one or more varieties,
1 vase, 3 blooms

106 Decorative, small

(Group 4, 5)
(N.B. this includes water lily)
100mm to 150mm diameter,
one or more varieties,
1 vase, 3 blooms

107 Ball, small (Group 6)

100mm to 150mm diameter,
one or more varieties,
1 vase, 3 blooms

108 Ball, miniature (Group 6)

50mm to 100mm
1 vase, 3 blooms

109 Pompon, large (Group 7)

50mm to 75mm diameter,
one or more varieties,
1 vase, 3 blooms

110 Other (Groups 1, 2, 3),

1 vase, 3 blooms, 1 variety

111 Other (Groups 10-13)

1 vase, 3 blooms, 1 variety

112 Other (Groups 14)

1 vase, 3 blooms, 1 variety

Roses

113 Hybrid Tea

more than one variety,
1 vase, 3 blooms

114 Hybrid Tea


one variety,
1 vase, 3 blooms

115 Hybrid Tea

specimen bloom, no foliage
(to be shown on card supplied)

116 Miniature

to be grown in container,
one plant



117 Floribunda

one or more varieties
1 vase, 3 sprays

118 Hips

one variety
1 vase, 3 sprays

119 A Shrub Rose

1 vase, 1 or more blooms

120 Any type

to be judged for perfume
1 vase, 1 bloom

Other Flowers and Plants Classes (121–149 inclusive)

- 121 Chrysanthemums**
one or more varieties, 1 vase, 3 blooms
- 122 Chrysanthemums**
one or more varieties, 1 vase, 3 sprays
- 123 Perennial asters**
(including Michaelmas Daisies), one or more varieties, 1 vase, 3 stems
- 124 Herbaceous perennial**
(except Michaelmas Daisies), one variety, 1 vase, 3 stems
- 125 One Orchid**
in a pot
- 126 Annual asters**
one or more varieties, 1 vase, 6 blooms
- 127 Annual (except asters)**
one variety, 1 vase, 5 stems
- 128 Annuals (except asters)**
one each of three distinct kinds, 1 vase, 3 stems
- 129 Gladioli**
one or more varieties, 1 vase, 3 stems
- 130 Carnations**
one or more varieties, 1 vase, 3 stems
- 131 One Pelargonium**, in a pot
- 132 Fuchsia flower heads, six**
1 variety, mount in black painted ice cream box with 6 holes in lid, fill with water to flower heads
- 133 Fuchsia flower heads, six**
6 varieties, mount in black painted icecream box with 6 holes in lid, fill with water to flower heads
- 134 One fuchsia**, in a pot
- 135 One "Standard fuchsia"**
In a pot
- 136 One Lily**
perennial, 1 variety, 1 vase, 1 stem
- 137 One cactus or succulent**
in a pot
- 138 Flowering plant**
for house, conservatory or greenhouse
- 139 One foliage pot plant**
- 140 Lilies**, in a pot
- 141 Flowering shrub**
one variety, 1 vase, 3 sprays
- 142 Hydrangea**
one variety, 1 vase, 3 heads
- 143 Sweet Peas**
12 stems, mixed varieties
- 144 Mixed vase of garden flowers**
as many as you can put in a vase. Minimum of 6 kinds (named if known), not judged as a flower arrangement, but on quality of each bloom
(145-149 not used)

*All pots used to exhibit potted plants must be **plain** and must not exceed 260 mm (10.25") in diameter, unless otherwise stated. For exhibits in vases, bikini vases (supplied) must be used.*

Fruit Classes (150–159 inclusive)

Name of variety to be stated if known

- 150 Three apples, cooking**
one variety
- 151 Three apples, dessert**
one variety
- 152 Three pears**
one variety
- 153 A plate of twelve soft fruit**
one variety, any kind, with stalks
- 154 A plate of twelve stone fruit**
one variety, any kind, with stalks
- 155 A plate of grapes**
one variety, one bunch, any colour
- 156 Any other kind of fruit**
one variety, three
- 157 A collection of four kinds of fruit**
one variety, any kind. Quantities as above, but minimum of two. Maximum points awarded for each fruit as shown on next page*.



Paper plates will be provided where required

(158-159 not used)

*Maximum points awarded for each fruit as follows:

20. Apples (dessert), Grapes (greenhouse), Melons, Nectarines, Peaches, Pears (dessert), Pineapples.
16. Apples (cooking), Citrus fruits, Grapes (outdoors), Plums (dessert), Strawberries.
12. Cherries (sweet and sour), Black Currents, Figs, Gooseberries, Kiwi Fruits, Plums (cooking), Raspberries.
8. Blackberries, Blueberries, Bullaces, Red Currents, Damsons, Hybrid Berries (e.g. Loganberries, Tayberries), Quinces, Nuts (including Walnuts).

Vegetable Classes (160–199 inclusive) (Please note: all exhibits to be in a clean condition, name of variety to be stated if known)

160 Six onions*

one variety, grown from seed in the current season

161 Six white onions*

one variety, grown from sets

162 Six red onions*

one variety, grown from sets

163 Three garlic*

one variety, on a plate

164 Six exhibition shallots

one variety, to be shown in sand on a plate

165 Two beetroots

one variety, with about 75mm of leaf stalk

166 Three carrots, stump rooted

one variety, with about 75mm of leaf stalk

167 One pumpkin

168 Six white potatoes

one variety

169 Six coloured potatoes

one variety

170 One lettuce

with roots

171 One cabbage

round or pointed with about 75mm of stalk

172 One cauliflower

with about 75mm of stalk

173 Six tomatoes, greenhouse

one variety, with calyx, on a plate

174 Six tomatoes, outdoor

one variety, with calyx, on a plate

175 One truss of tomatoes

one variety, at least one ripe

176 One truss of "cherry" type tomatoes

one variety, at least one ripe

177 Two marrows

fit for the table (as a guide about 300mm long or 380mm in circumference for a round type)

178 Three leeks,

one variety, with roots

179 Nine runner beans,

one variety

180 Six French beans

one variety

181 Two cucumbers, greenhouse,

one variety

182 Two cucumbers, outdoor,

one variety

183 Two sweet peppers,

one variety

184 Two chilli peppers

one variety



* Must be mounted on cardboard or small plastic piping. Paper plates will be provided as required

Vegetable Classes, continued

185 Two courgettes,
one variety

186 Two corn on the cob
peeled back to reveal corn

187 Six leaves of chard

188 An interestingly shaped vegetable

189 Longest runner bean

196 A collection of any four kinds of vegetables

One variety of any kind. Quantities as above, but minimum of two. Maximum points awarded for each vegetable is shown below*

190 Curliest runner bean

191 Heaviest marrow

192 Heaviest onion

193 Heaviest Tomato

194 Longest carrot

195 Any other kind of vegetable, two
not listed previously



* Maximum points awarded for each vegetable as follows:

20 Cauliflowers, incl. white heading Broccoli, Carrots (long), Celery (trench), Leeks, Onions (over 8oz), Parsnip, Potatoes, Peas, Tomatoes.

18 Aubergines, Carrots (other than long), Scarlet Runner Beans, Cucumbers, Beetroot (long), Celery (other), Okra, Shallots (exhibition).

16 Tomatoes (beefsteak).

15 Artichokes, Asparagus, Broad Beans, Dwarf French Beans, Climbing Beans (except Scarlet Runners), Beetroot (round), Broccoli, sprouting, and colour headed, Brussels Sprouts, Cabbage (Chinese, green, red, savoy), Capsicums, Celeriac, Chicory, Cucumber (outdoor), Endive, Fennel, Lettuce, Marrows, Mushrooms, Onions (under 8oz), Rhubarb (forced), Scorzonera, Swede, Sweet Corn, Turnips.

12 Garlic, Kales, Rhubarb (natural), Shallots (pickling), Spinach.

10 Courgettes, Cress, Watercress, Lettuce (leaf), Onions (salad, pickling), Radishes, Pumpkin, Chives,

5 Herbs.

Class 197



POTATO CHALLENGE £2 entry for and bucket and potato, or £1 entry if you reuse last year's bucket

COLLECT ONE BUCKET (or reuse last years) AND ONE SEED POTATO FROM THE DEPOT. GROW POTATO IN BUCKET, AND BRING BUCKET TO DEPOT WITH POTATO STILL GROWING IN IT, FOR WEIGHING, (on date to be announced just prior to the show).

To be judged on the heaviest weight of potatoes grown in bucket. The Winner will be awarded the Henderson Cup and a £5 Depot Voucher.

(198-199 not used)

Wine and Beer Classes (200– 209 inclusive)

200 Aperitif wine

201 Red wine
dry

202 Red wine
sweet

203 White wine
Dry

204 White or "Golden" wine,

205 Rosé wine

206 Liqueur
Please specify the fruit used

207 Beer or Lager

208 Mead

209 Cider



Wine and Beer Rules

1. Glass bottles must be used and polished prior to exhibiting i.e. no dirty marks or smears on the glass.
2. Up to three different entries in each class may be entered by one member but separate entry forms must be used.
3. Wines can be of any age and may be made from a kit.
4. Wines must be exhibited in clear, colourless bottles. The bottle should have a punted bottom.
5. Corks must be flanged ("T" shaped), and bottles filled to within 2.5-3 cms from the top.
6. Labels will be provided – do not use other wine labels for showing. The labels must show the Exhibit number and Class number.
7. Liqueurs to be made by natural fruit process and spirit. **The fruit used must be specified.**

Art and Craft Classes (210–229 inclusive)

The exhibitor's (i.e. the originator's) name must be covered if shown on the exhibit

210 An exhibit

using fabrics, not exceeding
1m x 1m x 1m

211 An exhibit

using threads, not exceeding
1m x 1m x 1m



212 Painting

in oil, or acrylic, any subject, not exceeding
1m x 1m

213 Painting

in water colour, any subject,
not exceeding 1m x 1m

214 Painting

in any medium, other than water or oil,
any subject, not exceeding 1m x 1m

215 A knitted article made using an
ounce/26g of wool. Accessories allowed

216 A mosaic tile design, size 7" x 5", any
medium, using paper, cards, beads etc.

217 A soft toy

no larger than H60cm x W60cm x D60cm

218 "Something New from Something Old"

219 A Christmas Card, using a piece of folded
A4 card

220 Origami

For classes 210 to 214, please give the size of your exhibit in advance, on the show entry form.

ALGORITHMS BRAIN

The 2018 Autumn Show Entry Form

Full Name

Membership number Telephone no.

If young Exhibitor (aged 12 or under) first name age Family name*

Address

Email address

* Used to determine the family achieving the most points

Dahlias	100	101	102	103	104	105	106	107	108	109	110	111	112
Roses	113	114	115	116	117	118	119	120					
Other Flowers & Plants	121	122	123	124	125	126	127	128	129	130	131	132	
	133	134	135	136	137	138	139	140	141	142	143	144	
Fruit	150	151	152	153	154	155	156	157					
Vegetables	160	161	162	163	164	165	166	167	168	169	170	171	
	172	173	174	175	176	177	178	179	180	181	182	183	
	184	185	186	187	188	189	190	191	192	193	194	195	196
Wine & Beer	200	201	202	203	204	205	206	207	208	209			
Art & Craft	Please give sizes for these exhibits →			210	211	212	213	214					
	215	216	217	218	219	220							
Photography	221	222	223	224	225	226							
Household	240	241	242	243	244	245	246	247	248	249			
	250	251	252	253	254	255	256	257	258	259			
Young Exhibitor													
	270	271	272	273	274								
	275	276	277	278	279	280							

Number of entries Fee enclosed £ : p

Fees are applicable to all Classes (except Young Exhibitors), @ 25p each for the first 20 entries, then further entries are free.

DO NOT USE THIS FORM FOR THE POTATO CHALLENGES. SEE SPECIAL INSTRUCTIONS ON PAGES 7&15, AND ANNOUNCEMENTS IN THE SPRING NEWSLETTERS/BULLETINS

After completion, please put this form, with the correct money, by the deadline, in the box provided in the Secretary's porch, see page 19.

Tick box if you would like to donate any of your exhibits to the plant sale

(Please see notes opposite on how to complete this form).

Notes for completing the 2018 Autumn Show Entry Form

- 1 Please use a separate Entry Form for each exhibitor.
- 2 If you need additional Entry Forms, they are available from our website: www.algs.org.uk, or from the Depot on Saturday mornings between 9.00 am. and 10.00 am.
- 3 Please write your full names address and contact details in the boxes provided as clearly as possible.
- 4 Circle each class item to be entered e.g. (4) 5 6
- 5 For Art and Craft classes 210 to 214, please provide the estimated size of the exhibit to help the committee arrange sufficient space for it.
- 6 Please ensure that Entry Forms for Young Exhibitors have their first or familiar name, instead of using initials, and please enter their age. *Also ensure* that they enter in the correct class/age group. Lastly, enter their family name on the entry form, so that we can determine the family achieving the most points award.
- 7 All entries for Young Exhibitors' (i.e. those aged between 4 and 12, who are either the child or grandchild of a fully paid up member) are free, **except** if they enter the adult classes. Also young people aged 13 or over, may enter the adult classes, where the normal entry fee will be required.
Please encourage your children to take part. Each young entrant will receive a small prize, simply by entering.
- 8 Completed Entry Forms together with the fees may be handed to the Secretary up to and including the last Wednesday prior to the Show.
- 9 Minor alterations to Entry Forms already submitted may be accepted on the Show day, at the discretion of the Committee, whose decision is final. **No late entrants will be admitted.**
- 10 Remember to check the Rules and the Regulations for Exhibitors set out in each class and on page 19.

N.B. The last opportunity to hand in the Show Entry Form to the Secretary will be on the last Wednesday prior to the Show.

Autumn Plant Sale

As usual, there will be a sale of plants donated by members on the day of the show (in addition to some of the exhibits). So please bring some contributions along if you can. Thank you.

PAGE LEFT BLANK

Photography

221 A sunset or sunrise

222 Water

223 Worms eye view

224 Musical Instruments

225 Christmas Lights

226 Tools of the trade



Rules: Photographs must be 7"x 5", with a white border, and mounted on special cards/mounts provided. The corner mounts and cards must be collected from the secretary's porch prior to the show. Exhibitors should mount their photographs on the cards using the corner mounts, prior to the show. On the morning of the show, the cards with the pictures already mounted on them, will only need to be attached on to the display boards using Velcro, thus saving a considerable amount of time.

Photographs may be taken using digital cameras or film, judging will be based on the quality of their composition and focus. **Exhibitors must provide a title for their photograph. You may exhibit a maximum of two photographs per subject, if you wish, but separate entry forms must be used. Please submit fresh pictures each year**

Household Classes (240–269 inclusive)

PLEASE FOLLOW THE RULES FOR EXHIBITING HOUSEHOLD CLASSES ON THE NEXT PAGE

240 A jar of jam

241 A jar of marmalade

242 A jar of chutney
at least 2 months old

243 A jar of fruit jelly

244 A jar of pickled vegetable
any variety, single or mixed

245 A fruit pie
with a short crust pastry top &
bottom

246 A Bakewell tart

247 Sticky gingerbread

248 Four Cornish pasties

249 A fruit cake

250 A "Trench Cake"



251 A Victoria sandwich cake

252 Six rock cakes

253 Six cheese scones

254 A honey cake

255 A pizza
approx 25cm(10ins)in dia., with an
interesting topping

256 Ultimate Fudge Recipe

257 A white 8 strand plaited loaf of
bread made with yeast*

258 A wholemeal 8 strand plaited loaf of
bread made with yeast*

*Not to be made using a bread machine. A
recipe must be provided

259 A crystallised (edible) flower
To be judged on presentation
rather than taste

(260 to 269 not used)

Rules for Household classes:

1. Each entry in classes 240 to 244 inclusive, must be labelled, and made by the Exhibitor in 2017/2018, **except** class 242, which may be of any age over 2 months old.
2. For classes 245, 255, 257 and 258, you must put your own recipe with the exhibits for judging.
3. **All Exhibitors entering classes 246 to 254 & 256 inclusive, must use the recipes provided. These may be either downloaded from our website: www.algs.org.uk, or collected from the Depot, or from the Secretary's porch.**
4. **You must adhere to tin sizes where stated.**
5. Exhibits must be removed from metal trays or tins and placed on the paper plates provided.
6. Metal lids may be used instead of cellophane but must be neatly painted over to obscure the maker's name and other maker's markings.
7. Plain glass 454g jars **must be used**, preferably filled to the top. The use of other types of jar e.g. "Roses" type jars, is not permitted.
8. Jam jar lids must be plain, painted over if necessary, not rusty and glass should be clean and polished. The use of wax seals is recommended.
9. Metal rings must be taken off bottled fruit.
10. Exhibits must not be shown warm or frozen inside.

Young Exhibitor Classes (270- 289) inclusive

Classes for Ages 4 to 7

270 A vase of mixed flowers (a list to be provided with the exhibit).

271 Colouring Competition Picture to be collected from the Depot



272 Miniature garden staged in a plastic seed tray (approx. 240mm x 370mm. made from natural materials

273 Photograph "an animal at play"

Note: Photographs must be 7" x 5", and must not be mounted. Photographs may be taken using digital cameras or film, judging will be based on the quality of their composition, and focus.

274 Six iced cup cakes

please provide your own recipe with your exhibit

Young Exhibitor Classes, continued

Classes for Ages 8 to 12

275 A vase of mixed flowers (a list to be provided with the exhibit).

276 Miniature garden staged in a plastic seed tray (approx. 240mm x 370mm.
made from natural plant material

277 A collage of pressed flowers, using a 7" x 5" picture frame

278 Painted poppies on a pebble

279 Photograph "an animal at play"

Note: Photographs must be 7" x 5", and must not be mounted. Photographs may be taken using digital cameras or film, judging will be based on the quality of their composition, and focus.

280 A Chocolate Cake, not exceeding 8 inches in diameter,
please provide your own recipe with the exhibit

(282 – 289 not used)



281

CHILDREN'S POTATO CHALLENGE - ITS FUN AND ITS EASY!

COLLECT ONE BUCKET AND ONE SEED POTATO FROM THE DEPOT. GROW POTATO IN BUCKET, AND BRING BUCKET TO DEPOT WITH POTATO STILL GROWING IN IT, FOR WEIGHING, (on date to be announced just prior to the show).

To be judged on the heaviest weight of potatoes grown in bucket. The Winner will be awarded a small trophy.

NB. PARENTS- PLEASE GIVE ADVICE BUT DO NOT GROW IT FOR YOUR CHILD

Autumn Show Judges 2018

Flowers, vegetables and fruit
Wine and Beer
Art and Craft
Photography
Household

Stafford Salt
Val Beattie
Moira Bunting
Val Beattie
Valerie Webster & Linda Jefferson

DAHLIAS – GROUP CLASSIFICATION AND FORMATION




Group 1 Single flowered

Single Dahlias have blooms with a single outer ring of florets, which may overlap, the centre forming a disc.



Group 2 Anemone flowered

Anemone flowered dahlias have blooms with one or more outer rings of generally flattened ray florets surrounding a dense group of tubular florets, and showing no disc.



Group 3 Collerette

Collerette dahlias have blooms with a single outer ring of generally flat ray florets, which may overlap, with a ring of small florets (The Collar) the centre forming disc.



Group 4 Waterlily

Waterlily dahlias have fully double blooms characterised by broad and generally sparse ray florets, which are straight or slightly involute along their length giving the flower a shallow appearance. The depth should be less than half the diameter of the bloom.



Group 5 Decorative

Decorative dahlias have fully double blooms showing no disc. The ray florets are either involute, scarcely involute, not involute, or revolute at apex and either come to a point, abruptly come to point, or indented.




Group 6 Ball

Ball dahlias have fully double blooms showing no disc, ball shaped or slightly flattened. The ray florets are displayed in spiral arrangement and are involute and round at the apex.




Group 7 Pompon

Pompon dahlias have fully double spherical blooms of miniature size, with florets largely involute along their length (longitudinal axis).




Group 8 Cactus

Cactus dahlias have fully double blooms, the ray florets are usually pointed, the majority narrow and revolute for 50% or more of their length (longitudinal axis) and either straight or incurving.



Group 9 Semi- Cactus

Semi-Cactus dahlias have fully double blooms; the ray florets are usually pointed and revolute for more than 25% of their length and broad at the base and either straight or incurving.



Group 10 Miscellaneous

Any dahlias which do not fall into Groups 1-9 inclusive and Group 11, 12, 13, & 14, e.g. Thistle Dahlias etc..

Group 11 Fimbriated




Fimbriated dahlias have blooms where ray florets should be evenly split, or notched into two or more divisions, uniformly throughout the bloom to create a fringed overall effect. The petals may be flat, involute, straight, incurving, or twisted.

Group 12 Single Orchid (star)



Star or Single Orchid dahlias have blooms with single outer ring florets surrounding disc. Ray florets are uniformly either involute or revolute.

Group 13 Double Orchid



Double Orchid dahlias have fully double blooms showing no disc that have triangular centres. Ray florets are narrowly lanceolate and either involute or revolute.

Group 14 Paeony



Paeony dahlias have multiple outer rings of ray florets surrounding a disc, ray florets are flat or slightly involute at base and are flat or are to some extent revolute.

Rules and Regulations for Exhibitors

1. Entries are confined to the named member as shown on the membership card, except where otherwise stated.
2. All exhibits shall be from plants which have been grown by the exhibitor for at least two months immediately preceding the show, unless otherwise stated. The Committee reserves the right to inspect the gardens or plot of any exhibitor.
3. **STAGING-** All exhibits must be staged between **7.30am and 9.45am** on the day of the show. No exhibits will be allowed in after these times, and **the Hall will be cleared by 10am** to enable the judging to commence. **Cups and prizes will be presented and the raffle drawn at approximately 4.00pm**, after which time all exhibits will be removed.
4. The Committee cannot accept responsibility for plates, dishes, and vases etc., provided by the exhibitor. A selection of vases will be available on the morning of the show. To ensure consistency, all exhibitors must use the "bikini type" vases supplied for the "Cut Flowers", "Dahlias", "Roses", and "Other Flowers and Plants Classes", unless otherwise stated.
5. Only one exhibit will be permitted in any class from any one member, **except** for the Wine & Photography Classes.
6. It is the responsibility of the exhibitor to stage their own entries. An exhibitor may request the general assistance of a Show Steward, but it is not the responsibility of a Show Steward to actually stage an entry for the exhibitor.
7. Judges will be appointed by the Committee and judging will be carried out under the Royal Horticulture Society Code of Rules. Roses, Sweet Peas, Chrysanthemums and Dahlias, will be judged broadly in accordance with the rules of their respective societies.
8. The judge's decision will be final.
9. Judges shall have the right to reduce or withhold awards according to the standard or number of exhibits in the classes.
10. Only show stewards appointed by the Committee will be permitted to enter the showroom during the judging of the exhibits.
11. The holder of a trophy will keep their award safely in their possession. The Society has insurance cover for the trophies and if stolen, lost or damaged, the Secretary must be informed immediately. If the holder moves out of the district, the holder must inform the Secretary to arrange for the return of the trophy prior to moving.

PLEASE NOTE: THE TROPHIES WILL BE HELD BY THE RESPECTIVE WINNERS FOR THE ENSUING YEAR AND MUST BE RETURNED TO THE SECRETARY, MRS JANE LAY, BY 10 AUGUST.

PLEASE ALSO NOTE: Young exhibitors may enter adult classes, but the normal entry fee is then payable. A young exhibitor is defined as a child or grandchild, aged between 4 and 12 years, of a fully paid up member of the Society.

*** **Entry forms** and fees must be put in the box provided in the Secretary's porch at:

The Gleanings
Marlin Square
Abbots Langley
WD5 0EG tel. 01923 447281

Entry forms will be accepted by the Secretary, Mrs Jane Lay, up to 8pm on the last Wednesday prior to the show, accompanied by the fee (which is 25p per entry for the first 20 entries, free thereafter).

NB. For the Potato Challenge, see notes about entering on pages 7(adult) & 15(children)

ABBOTS LANGLEY GARDENING SOCIETY AUTUMN SHOW

PRIZEWINNERS 2017



FOR BEST IN SHOW

DAHLIA	Gentry Cup	Jane Lay
ROSES	Bert Cooper Cup	John Noonan
FLOWERS	The Tomson Glass Vase	Mandy Floyd
FRUIT	Norman Cup	John Noonan
VEGETABLES	Leon Lay Cup	Les Clark
WINE/BEER	Ron Brothers Memorial Chalice	Sandra Higgins
ART/CRAFTS	Faulconer Vase	Monica Young
PHOTOGRAPHY	Val Beattie Cup	Geoff Clinton
HOUSEHOLD	Bert Crownshaw Cup	Brian Smith
YOUNG EXHIBITORS	Barry Highland Cup	Charlie Yamaguchi-North

FOR EXHIBITORS GAINING THE MOST POINTS

DAHLIAS	Drusilla Dennis Chalice	Jane Lay
ROSES	Walter Ashby Rose Bowl	Mandy Floyd
FLOWERS	Jane Lay Chalice	Mandy Floyd
FRUIT	Kitchingman Trophy	Keith Gissing
VEGETABLES	John Peaty cup	Peter Barnes
WINE/BEER	Glass decanter	Sandra Higgins
ART/CRAFTS	Silver Cup	Sandra Higgins
PHOTOGRAPHY	Kathleen Hare Memorial glass cup	Geoff Clinton
HOUSEHOLD	Doreen Higgs Cup	Brian Smith
YOUNG EXHIBITOR,	4-7yrs, Silver Cup	Charlie Yamaguchi-North
YOUNG EXHIBITOR,	8-12yrs, Silver Cup	Amie Baker
POTATO CHALLENGE		Geoff Clinton
CHILDRENS POTATO CHALLENGE		Georgina Smith
STEWART CHALLENGE PLATE , (awarded to family who gain the most points overall)		The Higgins/Young Family